


RADIATOR CORES

2014-2015



SIYAM
RADIATOR

IBRAHIM SIYAM INDUSTRIAL GROUP

Sahab – 2nd Abdullah Ind. City

11512 - P. O. Box 164

Amman – Jordan


Tel.:00962-6-4020130/1/2

Fax: 00962-6-4020137

All people search for the best radiator design to cool a hot engine that is mainly depending on the CORE SYSTEM used in that radiator!

This design can be considered as efficient design when it optimizes all parameters that lend themselves to build up a highly efficient heat exchanger.

So, we – **Ibrahim Siyam Industrial Group** – supply the best design with the optimum price for the highest raw material quality that manufactured with most modern technology.



SERPENTINE SYSTEM

Probably most radiators seen in regular life have this design of core as arranged tubes with corrugated fins –that is called the Serpentine radiator cores which is distinguished by the high cooling capacity in applications where there is relatively little installation space.

We offer 5 different fin systems, tubes and material thicknesses in copper/brass material.

FLAT SYSTEM

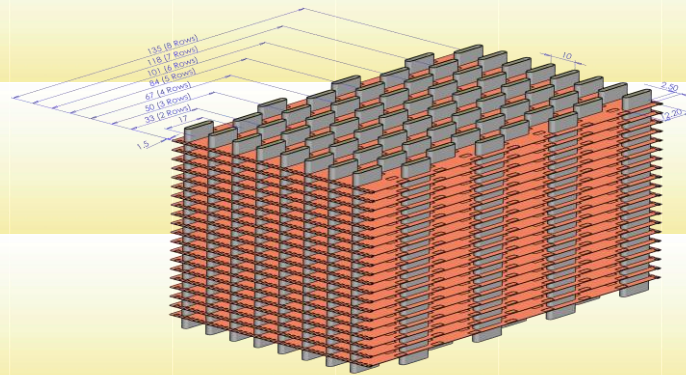
Oval seamless or seam-lock tubes slide through copper fins arranged in a staggered array. Fin surfaces have louvers for more cooling efficiency

However, some designs can be replaced with non-louvered fins to be applied for dusty environment where clogging is the big issue.

That sum up to be about 6 systems that covers main application required in the market.

FLAT SYSTEM

F-CORE - Great replacement for Heavy duty, Commercial and Industrial applications, as well as OE applications with consideration of clogging issues where needed by Non-Louvered fin or need for higher cooling efficiency with extra tubes in each row and Louvered fins.



Core Depth	Rows
33 mm	2
50 mm	3
67 mm	4
84 mm	5
101 mm	6
118 mm	7
135 mm	8

Available in (4 FPI) to (10 FPI) for sizes up to 1750 mm X 1500 mm

Copper Fin

From 0.040 up to 0.080 mm thickness
Non-Louvered fins

Staggered Tubes on 10mm centers

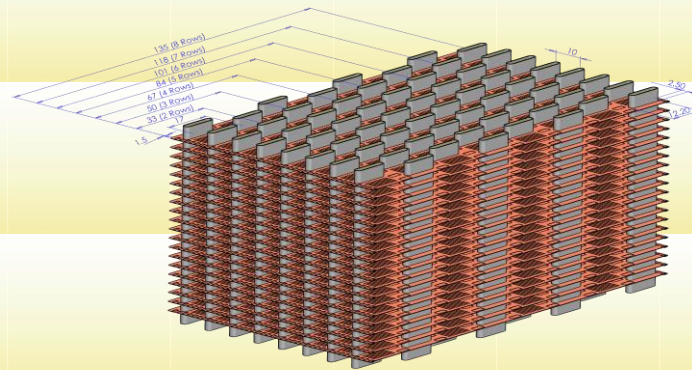
Tube Size 12.2 X 2.5 mm

From 0.090 up to 0.150 mm thickness

Available in (Seamlock Tubes) & (Seamless Tubes)

FLAT SYSTEM

F-CORE - Great replacement for Heavy duty, Commercial and Industrial applications, as well as OE applications with consideration of clogging issues where needed by Non-Louvered fin or need for higher cooling efficiency with extra tubes in each row and Louvered fins.



Core Depth	Rows
33 mm	2
50 mm	3
67 mm	4
84 mm	5
101 mm	6
118 mm	7
135 mm	8

Available in (4 FPI) to (10 FPI) for sizes up to 1750 mm X 1500 mm

Copper Fin

From 0.040 up to 0.080 mm thickness
Louvered fins

Staggered Tubes on 10mm centers

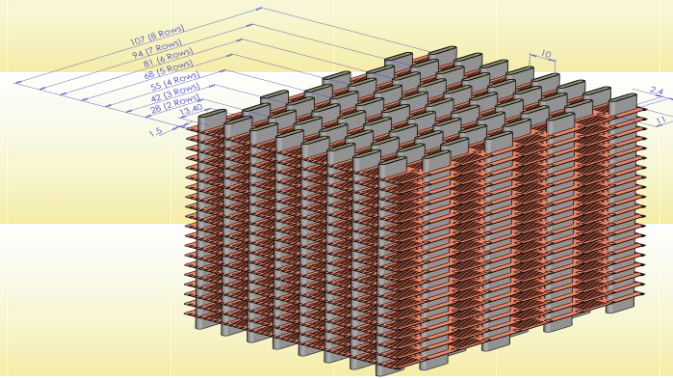
Tube Size 12.2 X 2.5 mm

From 0.090 up to 0.150 mm thickness

Available in (Seamlock Tubes) & (Seamless Tubes)

FLAT SYSTEM

FN-CORE - Any Heavy duty, Commercial and Industrial applications where the core depth is limited but same high cooling efficiency is required.
Great for applications where space is an issue.



Core Depth	Rows
29 mm	2
42 mm	3
55 mm	4
68 mm	5
81 mm	6
94 mm	7
107 mm	8

Available in (4 FPI) to (10 FPI) for sizes up to 1750 mm X 1500 mm

Copper Fin

From 0.040 up to 0.080 mm thickness
Louvered fins

Staggered Tubes on 10mm centers

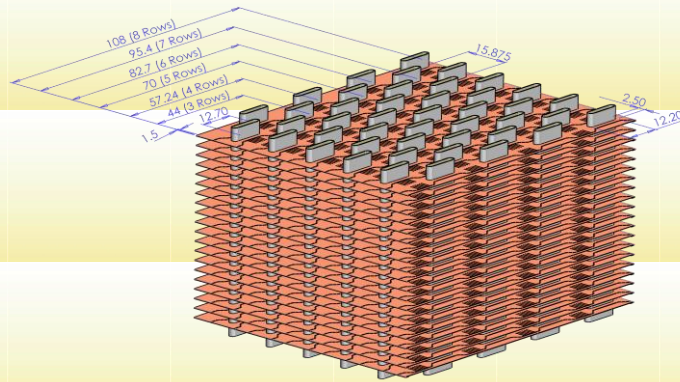
Tube Size 11.0 X 2.4 mm

From 0.090 up to 0.130 mm thickness

Available Only in (Seamlock Tubes)

FLAT SYSTEM

FV-CORE - Same as *F-CORE* but with lower tubes number where less water flow and less heavy duty cooling are needed. If so, this should be your choice. Suits perfectly the applications where clogging is major problem and rigidity of core is a must.



Core Depth	Rows
44.00 mm	3
57.24 mm	4
70.00 mm	5
82.70 mm	6
95.40 mm	7
108.00 mm	8

Available in (4 FPI) to (10 FPI) for sizes up to 1750 mm X 1500 mm

Copper Fin

From 0.045 up to 0.080 mm thickness
Louvered with stiffness line fins

Staggered Tubes on 15.875 mm centers

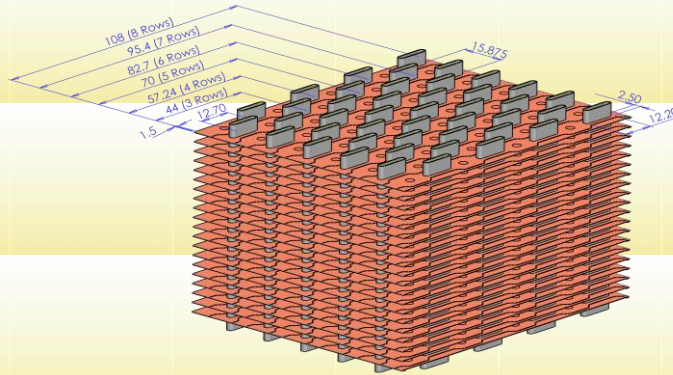
Tube Size 12.2 X 2.5 mm

From 0.090 up to 0.150 mm thickness

Available in (Seamlock Tubes) & (Seamless Tubes)

FLAT SYSTEM

FV-CORE - Same as *F-CORE* but with lower tubes number where less water flow and less heavy duty cooling are needed. If so, this should be your choice. Suits perfectly the applications where clogging is major problem and rigidity of core is a must.



Core Depth	Rows
44.00 mm	3
57.24 mm	4
70.00 mm	5
82.70 mm	6
95.40 mm	7
108.00 mm	8

Available in (4 FPI) to (10 FPI) for sizes up to 1750 mm X 1500 mm

Copper Fin

From 0.045 up to 0.080 mm thickness

Dimpled with stiffness line fins

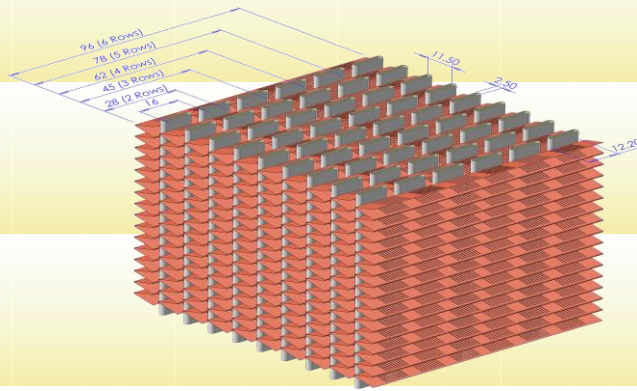
Staggered Tubes on 15.875 mm centers

Tube Size 12.2 X 2.5 mm

From 0.090 up to 0.150 mm thickness

Available in (Seamlock Tubes) & (Seamless Tubes)

R(IMS)-CORE - The most suitable design for small passenger cars, and light trucks for most years. And solution for the later model large trucks where overall weight and cooling efficiency is optimum.



Core Depth	Rows
28.00 mm	2
45.00 mm	3
62.00 mm	4
78.00 mm	5
96.00 mm	6

Available in (10 FPI) to (16 FPI) for sizes up to 1000 mm X 1000 mm

Copper Fin

From 0.033 up to 0.050 mm thickness

Available in Louvered fins Only

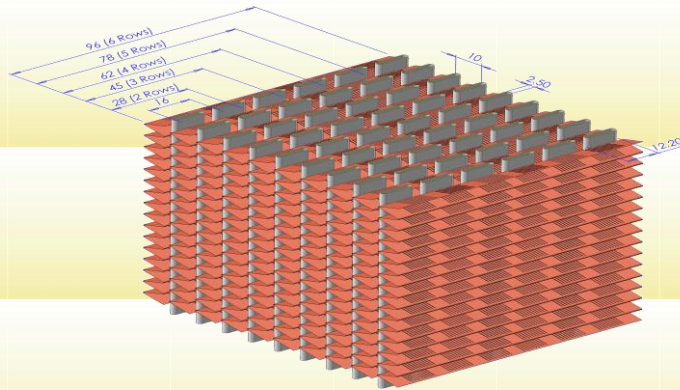
Lined Tubes on 11.5mm centers

Tube Size 12.2 X 2.5 mm

From 0.090 up to 0.150 mm thickness

Available in (Seamlock Tubes) & (Seamless Tubes)

RB(IMS)-CORE - Where higher cooling efficiency is required, you need to go for this design!
Same core depth with higher total no of tubes in same space.



Core Depth	Rows
28.00 mm	2
45.00 mm	3
62.00 mm	4
78.00 mm	5
96.00 mm	6

Available in (10 FPI) to (16 FPI) for sizes up to 1000 mm X 1000 mm

Copper Fin

From 0.033 up to 0.050 mm thickness

Available in Louvered fins Only

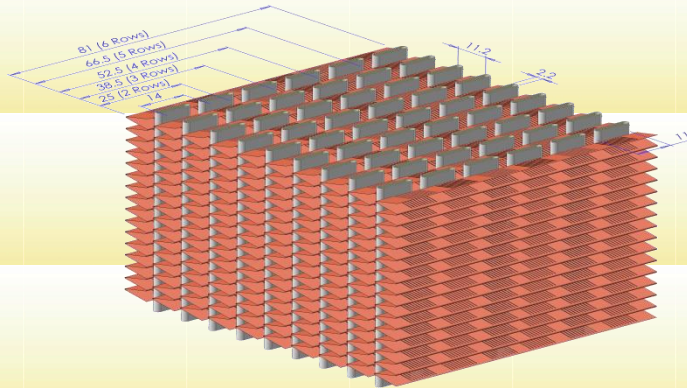
Lined Tubes on 10mm centers

Tube Size 12.2 X 2.5 mm

From 0.090 up to 0.150 mm thickness

Available in (Seamlock Tubes) & (Seamless Tubes)

R(URF)-CORE - As the competition increases, solutions for weight and cost reduction had been raised. Design also suitable for small passenger cars, and light trucks but with lower depth of core and lower number of tubes.



Core Depth	Rows
25.00 mm	2
38.50 mm	3
52.50 mm	4
66.50 mm	5
81.00 mm	6

Available in (10 FPI) to (16 FPI) for sizes up to 1000 mm X 1000 mm

Copper Fin

From 0.033 up to 0.050 mm thickness
Available in Louvered fins Only

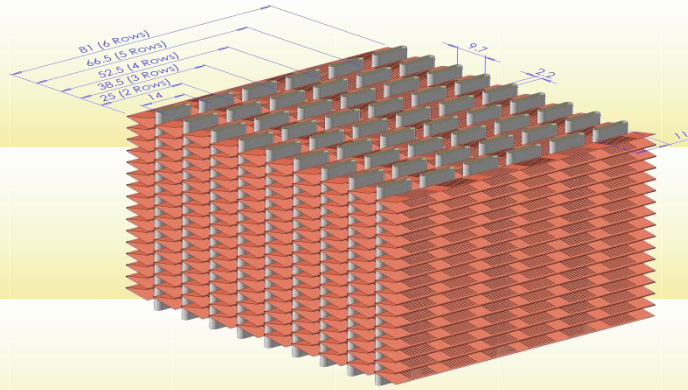
Lined Tubes on 11.2mm centers

Tube Size 11.0 X 2.20 mm

From 0.090 up to 0.130 mm thickness

Available in (Seamlock Tubes) Only

RB(URF)-CORE - To be moderate in reduction of core depth and number of tubes, we added this design to have high number of tubes with smaller core depth than the *R(IMS)-CORE*



Core Depth	Rows
25.00 mm	2
38.50 mm	3
52.50 mm	4
66.50 mm	5
81.00 mm	6

Available in (10 FPI) to (16 FPI) for sizes up to 1000 mm X 1000 mm

Copper Fin

From 0.033 up to 0.050 mm thickness

Available in Louvered fins Only

Lined Tubes on 9.7mm centers

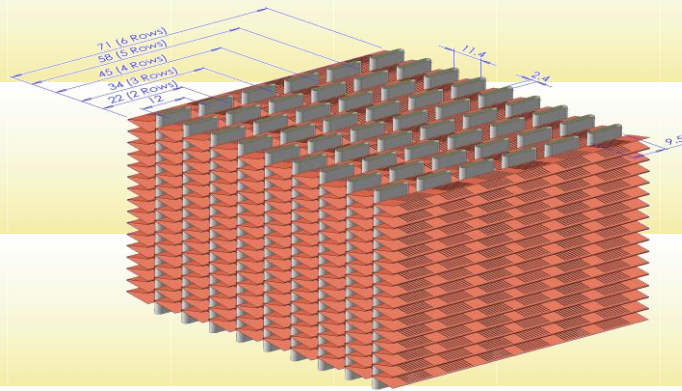
Tube Size 11.0 X 2.20 mm

From 0.090 up to 0.130 mm thickness

Available in (Seamlock Tubes) Only

SERPENTINE SYSTEM

NR-CORE - Considered as "Just Accepted" for the passenger cars applications that supplies high cooling efficiency with small core depth for limited spaces.



Core Depth	Rows
22.00 mm	2
34.00 mm	3
45.00 mm	4
58.00 mm	5
71.00 mm	6

Available in (10 FPI) to (16 FPI) for sizes up to 1000 mm X 1000 mm

Copper Fin

From 0.033 up to 0.050 mm thickness
Available in Louvered fins Only

Lined Tubes on 11.4mm centers

Tube Size 9.5 X 2.4 mm

From 0.090 up to 0.130 mm thickness

Available in (Seamlock Tubes) Only